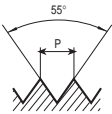
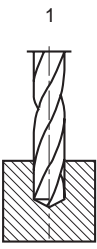

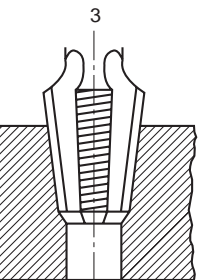








BSPT (Rc)	ROSCA CONICA TAPER THREAD FILETAGE CONIQUE		CONICIDAD / TAPER / CONICITE
	1: 16		

BS 21

TIPO / TYPE / TIPE APLICACIÓN / APPLICATION ACABADO / FINISH / ASPECT REFERENCIA / REFERENCE CLASE/CLASS CODIGO / CODE	CORTO / SHORT / COURTE			LARGO / LENGHT / LONG		
	MAN-MAQ./HAND-MACH/MAIN-MACH.			MAQUINA / MACHINE		
	B	U	TIN	B	U	TIN
	310 HSS 9663101	320 HSS 9663201	330 HSS 9663301	301 HSSE 9663011	050 HSSE 9660501	391 HSSE 9663911

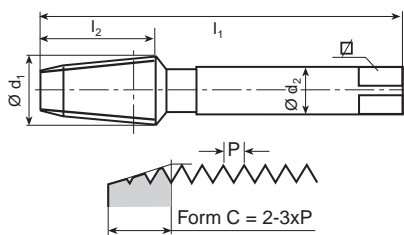
								
---	---	---	--	--	---	--	--	--

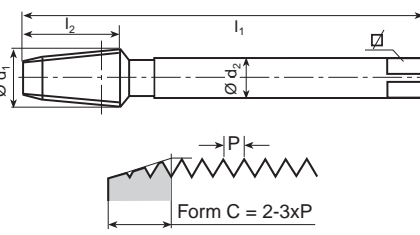
1- TALADRADO / DRILLING / PERCAGE
2- ESCARIADO / REAMING / ALECAGE
3- ROSCADO / TAPPING / TARAUDAGE

Material a trabajar / Work mat. / Mat. a travailler (ref. pag. 10)

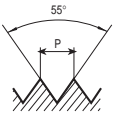
B	BRILLANTE / BRIGHT / BLANC	U	URDIN / VAPORIZED / STEAM HOMO	TIN	NITRURO DE TITANIO / TITANIUM NITRIDE / TINEE
----------	-------------------------------	----------	-----------------------------------	------------	--

PARA ORIFICIOS PREVIOS VER PAG 209: • FOR PREVIOUS HOLES, SEE PAGE 209: • POUR DES ORIFICES PRÉALABLES VOIR PAGE 209:

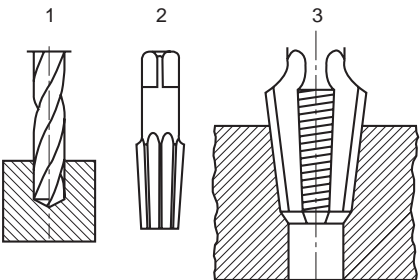
CORTO / SHORT / COURTE NORMA ARDATZ	d1 Fra. Pul	P m/m	d1 m/m	l1 m/m	l2 m/m	d2 mm	mm	⊕ G
	1/8	28	9,728	70	21	8,00	6,20	11
	1/4	19	13,158	70	28	11,00	9,00	20
	3/8	19	16,662	75	28	14,00	11,00	65
	1/2	14	20,955	80	35	18,00	14,50	130
	3/4	14	26,441	90	35	22,00	18,00	230
	1"	11	33,249	110	45	25,00	20,00	420
	1"1/4	11	41,910	110	45	32,00	24,00	780
	1"1/2	11	47,803	120	45	36,00	29,00	1100
	2"	11	59,613	140	45	36,00	29,00	1600

LARGO / LENGHT / LONG ≈ DIN 5156	d1 Fra. Pul	P m/m	d1 m/m	l1 m/m	l2 m/m	d2 mm	mm	⊕ G
	1/8	28	9,728	90	21	8,00	6,20	26
	1/4	19	13,158	100	28	11,00	9,00	66
	3/8	19	16,662	110	28	14,00	11,00	85
	1/2	14	20,955	140	35	18,00	14,50	200
	3/4	14	26,441	140	35	22,00	18,00	330
	1"	11	33,249	160	45	25,00	20,00	700
	1"1/4	11	41,910	170	45	32,00	24,00	1200
	1"1/2	11	47,803	170	45	36,00	29,00	1500
	2"	11	59,613	225	45	36,00	29,00	2200




OTROS RECURBIENTOS BAJO DEMANDA • OTHER COATINGS ON REQUEST • D'AUTRES RECOUVREMENTS SOUS DEMANDE




BSPT (Rc)	ROSCA CONICA TAPER THREAD FILETAGE CONIQUE		CONICIDAD / TAPER / CONICITE
	BS 21		1: 16

TIPO / TYPE / TIPE APLICACIÓN / APPLICATION ACABADO / FINISH / ASPECT REFERENCIA / REFERENCE CLASE/CLASS CODIGO / CODE	CORTO / SHORT / COURTE			LARGO / LENGHT / LONG		
	MAN-MAQ./HAND-MACH/MAIN-MACH.			MAQUINA / MACHINE		
	B	U	TIN	B	U	TIN
	310 HSS 9663101	320 HSS 9663201	330 HSS 9663301	301 HSSE 9663011	050 HSSE 9660501	391 HSSE 9663911



1- TALADRADO / DRILLING / PERCAGE
2- ESCARIADO / REAMING / ALECAGE
3- ROSCADO / TAPPING / TARAUDAGE

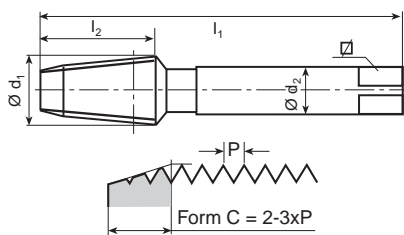




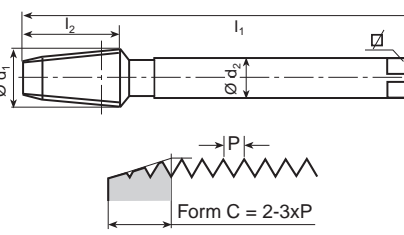




Material a trabajar / Work mat. / Mat. a travailler (ref. pag. 10)

B BRILLANTE / BRIGHT / BLANC	U URDIN / VAPORIZED / STEAM HOMO	TIN NITRURO DE TITANIO / TITANIUM NITRIDE / TINEE
-------------------------------------	---	--

PARA ORIFICIOS PREVIOS VER PAG 209: • FOR PREVIOUS HOLES, SEE PAGE 209: • POUR DES ORIFICES PRÉALABLES VOIR PAGE 209:

CORTO / SHORT / COURTE NORMA ARDATZ	d1 Fra. Pul	P m/m	d1 m/m	l1 m/m	l2 m/m	d2 mm	mm	⊕ G
	1/8	28	9,728	70	21	8,00	6,20	11
	1/4	19	13,158	70	28	11,00	9,00	20
	3/8	19	16,662	75	28	14,00	11,00	65
	1/2	14	20,955	80	35	18,00	14,50	130
	3/4	14	26,441	90	35	22,00	18,00	230
	1"	11	33,249	110	45	25,00	20,00	420
	1"1/4	11	41,910	110	45	32,00	24,00	780
	1"1/2	11	47,803	120	45	36,00	29,00	1100
	2"	11	59,613	140	45	36,00	29,00	1600

LARGO / LENGHT / LONG ≈ DIN 5156	d1 Fra. Pul	P m/m	d1 m/m	l1 m/m	l2 m/m	d2 mm	mm	⊕ G
	1/8	28	9,728	90	21	8,00	6,20	26
	1/4	19	13,158	100	28	11,00	9,00	66
	3/8	19	16,662	110	28	14,00	11,00	85
	1/2	14	20,955	140	35	18,00	14,50	200
	3/4	14	26,441	140	35	22,00	18,00	330
	1"	11	33,249	160	45	25,00	20,00	700
	1"1/4	11	41,910	170	45	32,00	24,00	1200
	1"1/2	11	47,803	170	45	36,00	29,00	1500
	2"	11	59,613	225	45	36,00	29,00	2200

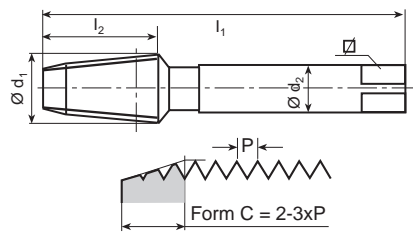
OTROS RECURBIENTOS BAJO DEMANDA • OTHER COATINGS ON REQUEST • D'AUTRES RECOUVREMENTS SOUS DEMANDE

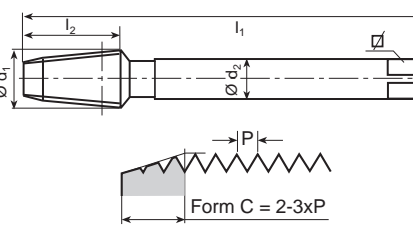
<h1>NPT / NPTF</h1> <p>ASA B2.1</p>	ROSCA CONICA TAPER THREAD FILETAGE CONIQUE		<h1>1:16</h1>
			CONICIDAD / TAPER / CONICITE

TIPO / TYPE / TIPE APLICACIÓN / APPLICATION ACABADO / FINISH / ASPECT REFERENCIA / REFERENCE CLASE/CLASS CODIGO / CODE	CORTO / SHORT / COURTE			LARGO / LENGHT / LONG		
	MAN-MAQ./HAND-MACH/MAIN-MACH.			MAQUINA / MACHINE		
	B	U	TIN	B	U	TIN
	1- TALADRADO / DRILLING / PERCEGE 2- ESCARIADO / REAMING / ALECAGE 3- ROSCADO / TAPPING / TARAUDAGE	310 HSS 9643101	320 HSS 9643201	330 HSS 9643301	301 HSSE 9643011	050 HSSE 9640501

B	BRILLANTE / BRIGHT / BLANC	U	URDIN / VAPORIZED / STEAM HOMO	TIN	NITRURO DE TITANIO / TITANIUM NITRIDE / TINEE
----------	-------------------------------	----------	-----------------------------------	------------	--

PARA ORIFICIOS PREVIOS VER PAG 209: • FOR PREVIOUS HOLES, SEE PAGE 209: • POUR DES ORIFICES PRÉALABLES VOIR PAGE 209:

CORTO / SHORT / COURTE NORMA ARDATZ	d1 Fra. Pul	P H/p	d1 m/m	l1 m/m	l2 m/m	d2 mm	mm	⊕
	1/8	27	10,242	70	21	8,00	6,20	11
	1/4	18	13,616	70	28	11,00	9,00	20
	3/8	18	17,055	75	28	14,00	11,00	65
	1/2	14	21,223	80	35	18,00	14,50	130
	3/4	14	26,568	90	35	22,00	18,00	230
	1"	11,5	33,228	110	45	25,00	20,00	420
	1"1/4	11,5	41,985	110	45	32,00	24,00	780
	1"1/2	11,5	48,054	120	45	36,00	29,00	1100
2"	11,5	60,092	140	45	36,00	29,00	1600	

LARGO / LENGHT / LONG ≈ DIN 5156	d1 Fra. Pul	P H/p	d1 m/m	l1 m/m	l2 m/m	d2 mm	mm	⊕
	1/8	27	10,242	90	21	8,00	6,20	26
	1/4	18	13,616	100	28	11,00	9,00	66
	3/8	18	17,055	110	28	14,00	11,00	85
	1/2	14	21,223	140	35	18,00	14,50	200
	3/4	14	26,568	140	35	22,00	18,00	330
	1"	11,5	33,228	160	45	25,00	20,00	700
	1"1/4	11,5	41,985	170	45	32,00	24,00	1200
	1"1/2	11,5	48,054	170	45	36,00	29,00	1500
2"	11,5	60,092	225	45	36,00	29,00	2200	

OTROS RECUBRIMIENTOS BAJO DEMANDA • OTHER COATINGS ON REQUEST • D'AUTRES RECOUVREMENTS SOUS DEMANDE

NPT
NPTF

PG DIN 40430				MANO / HAND / MAIN					MAQUINA / MACHINE				
				DIN 40432					DIN 40433				
				NORM	CLASE	REF	CODIGO		NORM	CLASE	REF	CODIGO	
d1	P hls/p	d1 m/m		l1 m/m	l2 m/m	d2 m/m			l1 m/m	l2 mm	d2 m/m		
PG 7	20	12,5	11,35	70	22	9,0	7,0	45	100	22	9,0	7,0	65
PG 9	18	15,2	13,95	70	22	12,0	9,0	55	100	25	12,0	9,0	85
PG 11	18	18,6	17,35	80	22	14,0	11,0	110	110	25	14,0	11,0	150
PG 13,5	18	20,4	19,15	80	22	16,0	12,0	115	125	25	16,0	12,0	180
PG 16	18	22,5	21,25	80	22	18,0	14,5	160	125	25	18,0	14,5	225
PG 21	16	28,3	26,95	90	22	22,0	18,0	220	150	28	20,0	16,0	380
PG 29	16	37,0	35,60	100	25	28,0	22,0	480	170	32	28,0	22,0	850
PG 36	16	47,0	45,60	140	36	36,0	29,0	1200	190	40	36,0	29,0	1500
PG 42	16	54,0	52,60	160	40	40,0	32,0	1300	190	40	40,0	32,0	1700
PG 48	16	59,3	57,90	160	45	45,0	35,0	1450	190	40	45,0	35,0	2200

PG
MF

MF DIN 60423				MANO / HAND / MAIN					MAQUINA / MACHINE				
				ISO 3 (6G)					ISO 3 (6G)				
				NORM	CLASE	REF	CODIGO		NORM	CLASE	REF	CODIGO	
d1	P		l1 m/m	l2 m/m	d2 m/m			l1 m/m	l2 mm	d2 m/m			
M 12	1,5	10,5	70	20	9	7,0	34	100	22	9	7,0	54	
M 16	1,5	14,5	70	22	12	9,0	60	100	22	12	9,0	93	
M 20	1,5	18,5	80	22	14	11,0	122	125	25	16	12,0	205	
M 25	1,5	23,5	90	22	18	14,5	160	140	28	18	14,5	300	
M 32	1,5	30,5	90	22	22	18,0	300	150	28	22	18,0	575	
M 40	1,5	38,5	110	25	32	24,0	660	170	32	32	24,0	1100	
M 50	1,5	48,5	140	33	36	32,0	1230	190	32	36	29,0	1600	
M 63	1,5	61,5	160	36	45	35,0	1450	275	36	45	35,0	2500	